

FI SYSTEM AND INTAKE AIR SYSTEM

CONTENTS

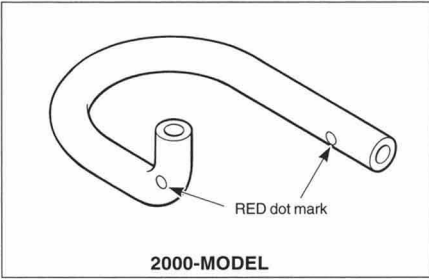
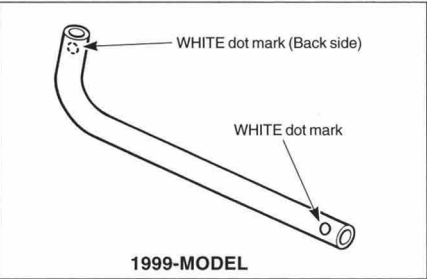
<i>FUEL SYSTEM</i>	<i>10-4- 2</i>
<i>FUEL RETURN HOSE</i>	<i>10-4- 2</i>
<i>FUEL FEED HOSE</i>	<i>10-4- 3</i>

FUEL SYSTEM

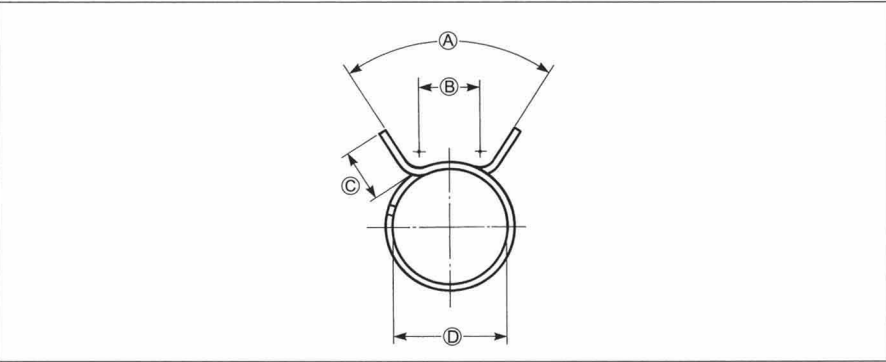
FUEL RETURN HOSE

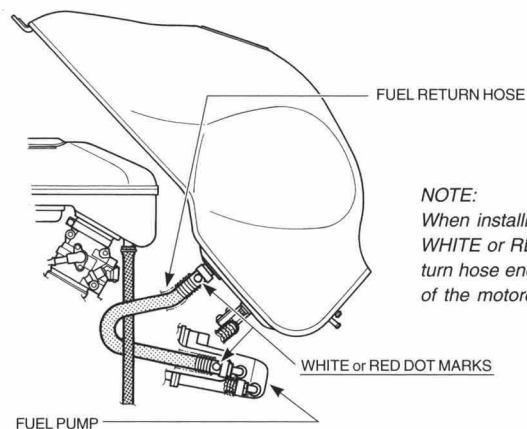
The shape of the fuel return hose has been changed. In accordance with this change, the fuel return hose clamps and dot mark color on the fuel return hose have been changed as follows.

	1999-MODEL	2000-MODEL
PART NAME	PART NO.	PART NO.
FUEL RETURN HOSE (DOT MARK COLOR)	15801-24F00 (WHITE)	15801-24F10 (RED)



PART NAME	1999-MODEL		2000-MODEL	
	PART NO.	DIMENSION	PART NO.	DIMENSION
HOSE CLAMP (TANK SIDE)	09401-11407	(A) 62°	09401-12405	(A) 60°
		(B) 6.2 mm		(B) 4.5 mm
		(C) 6 mm		(C) 12 mm
		(D) 11.6 mm		(D) 11 mm
HOSE CLAMP (PUMP SIDE)	09401-13417	(A) 65°	09401-14404	(A) 73° 30'
		(B) 7 mm		(B) 9.1 mm
		(C) 6 mm		(C) 6 mm
		(D) 13.2 mm		(D) 14.5 mm





FUEL FEED HOSE

Fuel feed hose length (A)

1999-MODEL	2000-MODEL
235 mm (9.3 in)	205 mm (8.1 in)

The fuel feed hose clamp has been eliminated.

